


CHAMPION[®]

3-30 HP | RECIPROCATING AIR COMPRESSOR

PL-Series





Experience **Proven Results**
with Champion—the Leader in
Durability, Reliability & Efficiency

Customized Solutions Proven Dependability

A Winning Combination

Champion compressors are proven units, known for their reliability over decades of use. We know our products and understand how they operate in many different operating environments. No matter the application, Champion gets the job done.

The Solution to Your Application

Champion PL-Series pressure lubricated compressors have a time-tested, proven design. Rugged standard features, a wide selection of configurations, and quality available options make the PL-Series compressors the solution to your application. They deliver high performance, long life and tremendous value. Champion compressors are the proven choice.





Pressure-Lubricated PL-Series

The PL-Series compressor has been designed to operate in extreme duty applications. Because the PL-Series can operate up to 250 psi, and run in off-level operations, it is a true industrial use compressor. The PL-Series features domed pistons, integral cylinder head, disc valves, and an oil pump that provides lubricant to all crucial parts of the compressor. From its extra heavy duty design to its ease of maintenance, the Champion PL-Series exemplifies reliability, durability, and quality.

Pressure Lubrication

Crankshaft and connecting rod bearings are pressure lubricated for extended life.

Oil Pressure Gauge

Mounted on the front of the compressor for an excellent view and easy pressure monitoring.

Loadless Starting

Hydraulic unloader with factory set pilot valve provides easy, loadless starts and low oil pressure protection for unattended operation.

Lubricant Filtration

An external spin-on oil filter and an internal oil inlet screen protect internal components from damaging debris.

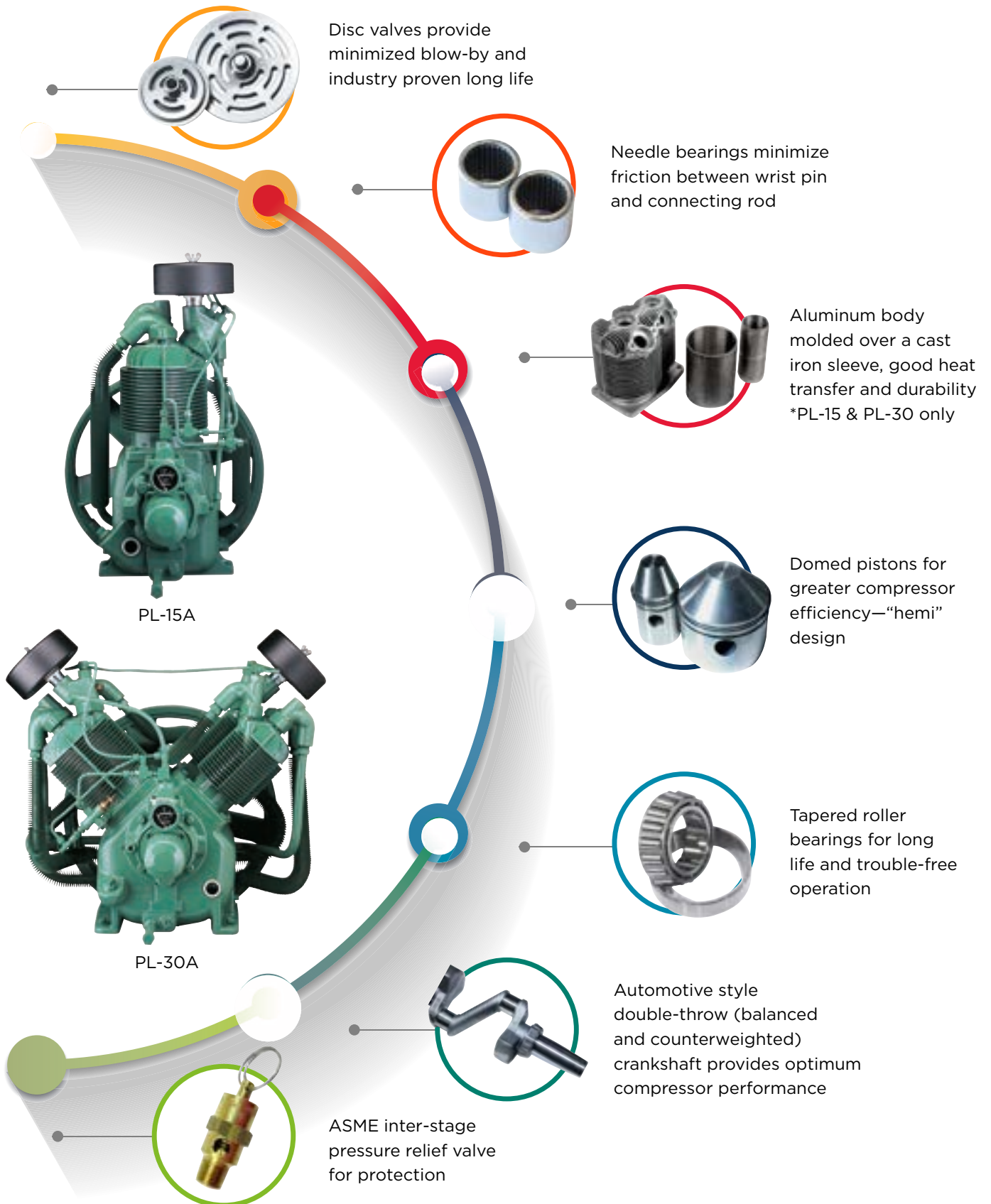
Babbitt Bearings

Replaceable bearing makes repairs easy and inexpensive.

Positive Displacement Oil Pump

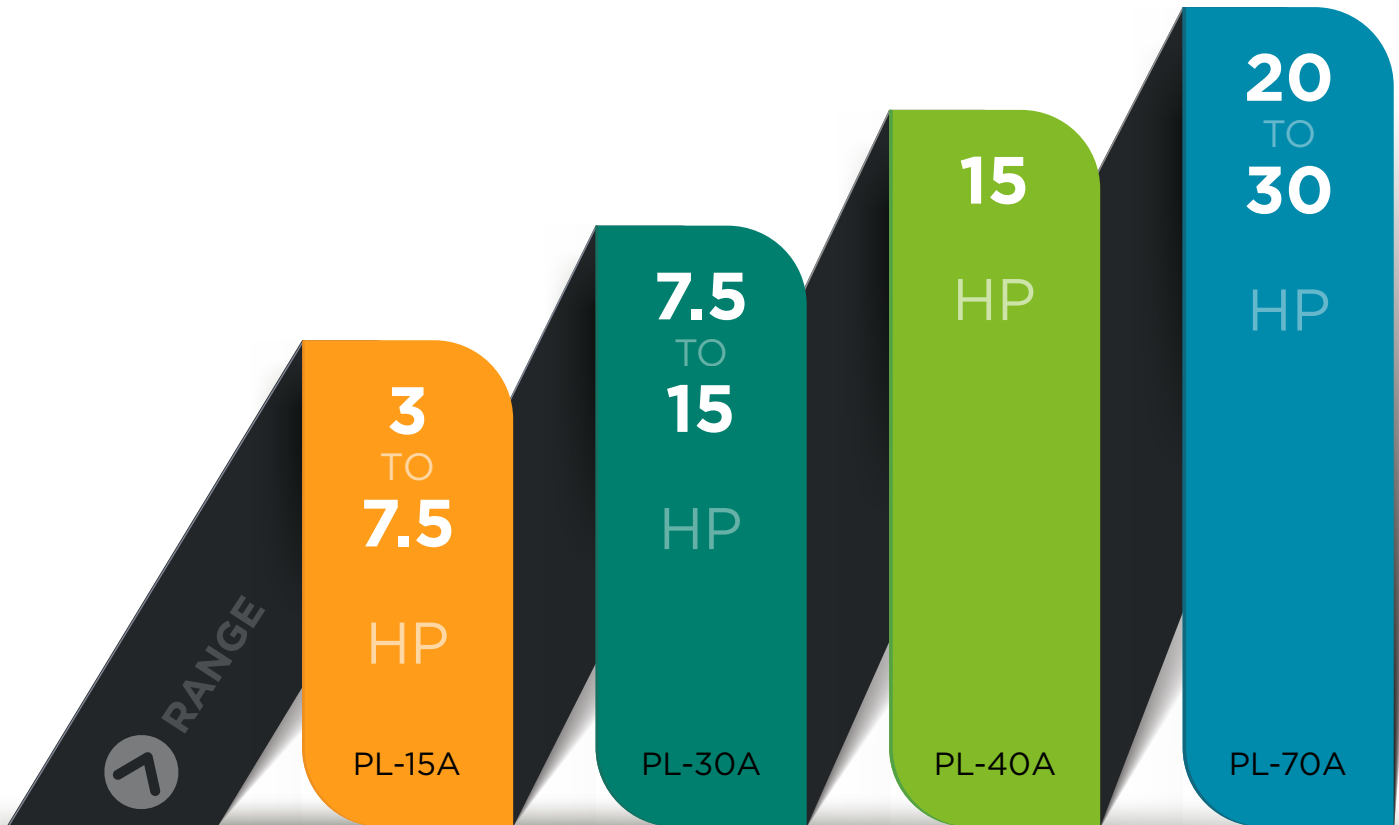
Provides lubricant to all critical areas of the compressor pump that require lubrication.

It's All in the Details



PL-Series

OVERVIEW



SIMPLEX*

9.7-23.1
CFM @ 175 PSI
440-980
RPM

25.8-46.3
CFM @ 175 PSI
566-1035
RPM

53.7
CFM @ 175 PSI
770
RPM

77.5-101.0
CFM @ 175 PSI
655-890
RPM

*Double CFM values for Duplex Units (Duplex not available in 3 HP)



PL-40A



PL-70A



PL-15A



PL-30A

Complete Compressor Packages

Standard Features

- Load-less starting (via hydraulic unloader) for lower energy costs and less wear on drive motor
- ASME inter-stage pressure relief valve for protection
- ODP NEMA 1760 RPM electric motor
- 10 Micron industrial grade intake filter
- ASME coded receiver
- 0-300 PSIG air pressure gauge on tank
- Available voltages
 - Single phase—115/208-230
 - Three phase—208/230/460/575
- Mounted Control Panel
 - Test/Off/Auto Switch
 - Hour Meter

Available Options


- Multiple tank sizes and variations
- Electric or engine driven
- NEMA 4 full-voltage starter upgrade
- TEFC motor upgrades
- NEMA 4 control panel upgrade
- Air-Cooled Aftercooler
- Low oil stop control (NEMA 1 or 4)
- Low oil pressure switch (NEMA 1 or 4)
- Vibration isolators
- Synthetic lubricant
- Food-grade lubricant
- High temperature switch (NEMA 1 or 4)
- Automatic tank drain
 - Electric





Control Panel

Provides thermal overload protection, and transformer provides reliable low voltage output to the auxiliary components. Includes TOA Switch and Hour Meter.



Air-Cooled Aftercooler

The factory mounted, heavy duty, air-cooled aftercooler effectively reduces up to 65% of the moisture from discharged compressed air.



Automatic Tank Drain

Electric timed drain provides concise control of condensate management.



Vibration Isolators

Isolates the compressor unit from the foundation or floor. Reduces noise and protects the unit from any out-of-level floor situation that could cause vibration and damage.

Other Options

- NEMA 4 rated parts available
- Alternate voltages and TEFC electric motors

Complete Your Package with **Quality Accessories**

Many options are available to help you develop a Champion compressor package that exactly matches your specific operating requirements.

Low Oil Stop Control

Low oil stop control shuts down the unit when oil levels are below an adequate level. Prevents the unit from restarting until oil level has been restored.



Refrigerated Air Dryer

Cools compressed air to a 33–39° dew point, eliminating additional downstream condensation in the air line. Normally, a dryer should be used in conjunction with an aftercooler. Other refrigerated and desiccant dryer types are available.



Low Oil Pressure Switch

The LOPS (low oil pressure switch) shuts down the unit if the oil pressure falls below an adequate level.



Champion Compressor Lubricants

ChampLub lubricants are blended specifically for Champion compressors for use in harsh compressor environments. They are enhanced with carefully selected additive packages to provide long life and superior protection. ChampLub lubricants are suitable for a variety of applications and are available as a mineral oil, synthetic or food-grade synthetic.



Convenience & Peace of Mind

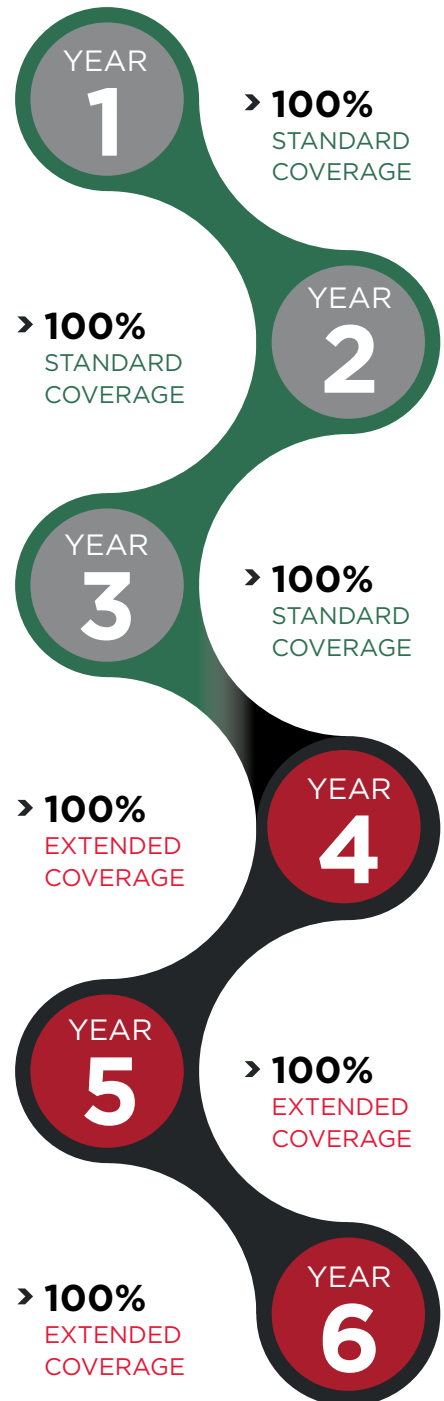
Standard Warranty

The standard warranty covers parts and labor on the package components for one year and three years on the compressor pump.

The Champion philosophy ensures long-lasting, reliable equipment. Our warranty program demonstrates our confidence in our products.

Each new Champion assembled unit has a 3 year warranty on the compressor pump against defects in materials of workmanship under normal use and service.

*See standard warranty form BU-31 for complete standard warranty details.



Premium Extended Warranty

Purchase a Premium Warranty Kit at the same time as your new Champion compressor package to receive extended warranty protection. This offer will double the coverage with an additional 3 years of warranty on the compressor pump (parts & labor) providing 6 YEARS of worry free coverage. The Premium Extended Warranty also provides an extra 12 months coverage on the package for a total of 24 months. See Premium Warranty form BU-28 for complete extended warranty details.

- * Premium Warranty kit has all necessary service items (oil & filters) for 6 years of annual maintenance.
- * The use of approved Champion lubricants are required to maintain the extended warranty period.
- * Duplex machines require two kits, one for each pump.



Sales & Service **Distributors** Across America

An Extensive Network

Your sales, service and technical support needs will be handled quickly and easily by our extensive network of Champion factory-trained, authorized local distributors. Maintaining and adequately servicing your compressor has never been easier.



Over **1,100** Champion distributors ready to provide solutions to all your compressed air needs

To find a distributor visit:
www.championpneumatic.com

Pump Model PL-15A

PL-SERIES | 3-7.5 HP RECIPROCATING COMPRESSORS

| MOTOR HP | TANK CAPACITY GAL. | HORIZONTAL TANK MOUNTED | | | VERTICAL TANK MOUNTED | | | 125 PSI RATING | | 175 PSI RATING | | 250 PSI RATING | |
|----------|--------------------|-------------------------|-----------------------------|--------------------------|-----------------------|-----------------------------|--------------------------|----------------|-----------|----------------|-----------|----------------|-----------|
| | | PL-SERIES MODELS | DIMENSIONS L x W x H INCHES | APPROX. SHIP WEIGHT LBS. | PL-SERIES CBSPLA | DIMENSIONS L x W x H INCHES | APPROX. SHIP WEIGHT LBS. | RPM | CFM DEL'Y | RPM | CFM DEL'Y | RPM | CFM DEL'Y |
| 3 | - | BPL3 | 38 x 25 x 30 | 230 | - | - | - | 485 | 10.9 | 440 | 9.7 | 380 | 8.0 |
| 3 | 30 | HPL3-3 | 43 x 31 x 44 | 416 | - | - | - | 485 | 10.9 | 440 | 9.7 | 380 | 8.0 |
| 3 | 60 | HPL3-6 | 52 x 23 x 49 | 509 | VPL3-6 | 35 x 32 x 77 | 509 | 485 | 10.9 | 440 | 9.7 | 380 | 8.0 |
| 3 | 80 | HPL3-8 | 67 x 32 x 49 | 574 | VPL3-8 | 35 x 33 x 76 | 574 | 485 | 10.9 | 440 | 9.7 | 380 | 8.0 |
| 3 | 120 | HPL3-12 | 71 x 32 x 54 | 746 | VPL3-12 | 35 x 36 x 76 | 746 | 485 | 10.9 | 440 | 9.7 | 380 | 8.0 |
| 5 | - | BPL5 | 38 x 25 x 30 | 280 | - | - | - | 764 | 19.1 | 730 | 16.2 | 643 | 13.6 |
| 5 | 60 | HPL5-6 | 43 x 31 x 44 | 432 | - | - | - | 764 | 19.1 | 730 | 16.2 | 643 | 13.6 |
| 5 | 60 | HPL5-6 | 52 x 32 x 49 | 525 | VPL5-6 | 35 x 32 x 77 | 525 | 764 | 19.1 | 730 | 16.2 | 643 | 13.6 |
| 5 | 80 | HPL5-8 | 67 x 32 x 49 | 590 | VPL5-8 | 35 x 33 x 76 | 590 | 764 | 19.1 | 730 | 16.2 | 643 | 13.6 |
| 5 | 120 | HPL5-12 | 71 x 32 x 54 | 762 | VPL5-12 | 35 x 36 x 76 | 762 | 764 | 19.1 | 730 | 16.2 | 643 | 13.6 |
| 5 (x2) | 80 | HPL5D-8 | 67 x 32 x 50 | 755 | - | - | - | 764 | 38.2 | 730 | 34.6 | 643 | 27.2 |
| 5 (x2) | 120 | HPL5D-12 | 72 x 33 x 54 | 980 | - | - | - | 764 | 38.2 | 730 | 34.6 | 643 | 27.2 |
| 7.5 | - | BPL7F | 38 x 25 x 30 | 310 | - | - | - | 986 | 23.9 | 980 | 23.1 | 817 | 18.2 |
| 7.5 | 80 | HPL7F-8 | 51 x 32 x 49 | 630 | VPL7F-8 | 35 x 33 x 76 | 630 | 986 | 23.9 | 980 | 22.1 | 817 | 18.2 |
| 7.5 | 120 | HPL7F-12 | 71 x 32 x 54 | 802 | VPL7F-12 | 35 x 36 x 76 | 802 | 986 | 23.9 | 980 | 22.1 | 817 | 18.2 |
| 7.5 (x2) | 120 | HPL7DF-12 | 72 x 33 x 54 | 1150 | - | - | - | 986 | 47.8 | 980 | 46.2 | 817 | 36.4 |
| 7.5 (x2) | 250 | HPL7DF-24 | 88 x 35 x 61 | 1485 | - | - | - | 986 | 47.8 | 980 | 46.2 | 817 | 36.4 |

Simplex CFM values are doubled for duplex units. Duplex units have two motors and two pumps on one tank.

Pump Model PL-30A

PL-SERIES | 7.5-15 HP RECIPROCATING COMPRESSORS

| MOTOR HP | TANK CAPACITY GAL. | HORIZONTAL TANK MOUNTED | | | VERTICAL TANK MOUNTED | | | 125 PSI RATING | | 175 PSI RATING | | 250 PSI RATING | |
|----------|--------------------|-------------------------|-----------------------------|--------------------------|-----------------------|-----------------------------|--------------------------|----------------|-----------|----------------|-----------|----------------|-----------|
| | | PL-SERIES MODELS | DIMENSIONS L x W x H INCHES | APPROX. SHIP WEIGHT LBS. | PL-SERIES CBSPLA | DIMENSIONS L x W x H INCHES | APPROX. SHIP WEIGHT LBS. | RPM | CFM DEL'Y | RPM | CFM DEL'Y | RPM | CFM DEL'Y |
| 7.5 | - | BPL7 | 43 x 26 x 29 | 430 | - | - | - | 635 | 30.0 | 566 | 25.8 | 531 | 21.3 |
| 7.5 | 80 | HPL7-8 | 51 x 32 x 49 | 763 | VPL7-8S | 43 x 38 x 64 | 710 | 635 | 30.0 | 566 | 25.8 | 531 | 21.3 |
| 7.5 | 120 | HPL7-12 | 71 x 32 x 54 | 882 | VPL7-12 | 43 x 37 x 76 | 882 | 635 | 30.0 | 566 | 25.8 | 531 | 21.3 |
| 7.5 (2) | 120 | HPL7D-12 | 72 x 33 x 54 | 1305 | - | - | - | 635 | 60.0 | 566 | 51.6 | 531 | 42.6 |
| 7.5 (2) | 250 | HPL7D-24 | 88 x 35 x 61 | 1675 | - | - | - | 635 | 60.0 | 566 | 51.6 | 531 | 42.6 |
| 10 | - | BPL10 | 43 x 23 x 29 | 540 | - | - | - | 810 | 39.5 | 740 | 33.8 | 640 | 27.5 |
| 10 | 80 | HPL10-8 | 67 x 26 x 50 | 776 | VPL10-8 | 43 x 30 x 67 | 723 | 810 | 39.5 | 740 | 33.8 | 640 | 27.5 |
| 10 | 120 | HPL10-12 | 71 x 26 x 53 | 895 | VPL10-12 | 43 x 30 x 81 | 895 | 810 | 39.5 | 740 | 33.8 | 640 | 27.5 |
| 10 | 250 | HPL10-24 | 89 x 31 x 60 | 1249 | N/A | N/A | N/A | 810 | 39.5 | 740 | 33.8 | 640 | 27.5 |
| 10 (2) | 120 | HPL10D-12 | 71 x 26 x 53 | 1725 | - | - | - | 810 | 74.6 | 740 | 69.6 | 640 | 55.0 |
| 10 (2) | 250 | HPL10D-24 | 89 x 31 x 60 | 2325 | - | - | - | 810 | 74.6 | 740 | 69.6 | 640 | 55.0 |
| 15 | - | BPL15F | 43 x 23 x 29 | 550 | - | - | - | 1035 | 50.2 | 1035 | 49.0 | 900 | 42.6 |
| 15 | 120 | HPL15F-12 | 72 x 33 x 55 | 1017 | VPL15F-12 | 43 x 30 x 81 | 898 | 1035 | 48.8 | 1035 | 46.3 | 900 | 41.0 |
| 15 | 250 | HPL15F-24 | 88 x 33 x 61 | 1371 | N/A | N/A | N/A | 1035 | 48.8 | 1035 | 46.3 | 900 | 41.0 |
| 15 (2) | 120 | HPL15DF-12 | 88 x 34 x 54 | 1860 | - | - | - | 1035 | 100.4 | 1035 | 98.0 | 900 | 85.2 |
| 15 (2) | 250 | HPL15DF-24 | 88 x 34 x 61 | 2460 | - | - | - | 1035 | 100.4 | 1035 | 98.0 | 900 | 85.2 |

Simplex CFM values are doubled for duplex units. Duplex units have two motors and two pumps on one tank.



Pump Model PL-40A

PL-SERIES | 15 HP RECIPROCATING COMPRESSORS

| MOTOR HP | TANK CAPACITY GAL. | PL-SERIES MODELS | DIMENSIONS L x W x H INCHES | APPROX. SHIP WEIGHT LBS. | 125 PSI RATING | | 175 PSI RATING | | 250 PSI RATING | |
|----------|--------------------|------------------|-----------------------------|--------------------------|----------------|-----------|----------------|-----------|----------------|-----------|
| | | | | | RPM | CFM DEL'Y | RPM | CFM DEL'Y | RPM | CFM DEL'Y |
| 15 | - | BPL15 | 50 x 28 x 38 | 730 | 890 | 59.2 | 770 | 53.7 | 700 | 45.8 |
| 15 | 120 | HPL15-12 | 73 x 36 x 62 | 1210 | 890 | 59.2 | 770 | 53.7 | 700 | 45.8 |
| 15 | 120 | HPL15-25 | 90 x 36 x 69 | 1564 | 890 | 59.2 | 770 | 53.7 | 700 | 45.8 |
| 15 (x2) | 250 | HPL15D-24 | 90 x 55 x 74 | 2460 | 890 | 118 | 770 | 107.4 | 700 | 91.6 |

Simplex CFM values are doubled for duplex units. Duplex units have two motors and two pumps on one tank.

Pump Model PL-70A

PL-SERIES | 20-30 HP RECIPROCATING COMPRESSORS

| MOTOR HP | TANK CAPACITY GAL. | PL-SERIES MODELS | DIMENSIONS L x W x H INCHES | APPROX. SHIP WEIGHT LBS. | 125 PSI RATING | | 175 PSI RATING | | 250 PSI RATING | |
|----------|--------------------|------------------|-----------------------------|--------------------------|----------------|-----------|----------------|-----------|----------------|-----------|
| | | | | | RPM | CFM DEL'Y | RPM | CFM DEL'Y | RPM | CFM DEL'Y |
| 20 | - | BPL20 | 58 x 33 x 40 | 1000 | 770 | 91.9 | 655 | 77.5 | 545 | 63.2 |
| 20 | 120 | HPL20-12 | 73 x 33 x 65 | 1517 | 770 | 91.9 | 655 | 77.5 | 545 | 63.2 |
| 20 | 240 | HPL20-24 | 90 x 33 x 71 | 1871 | 770 | 91.9 | 655 | 77.5 | 545 | 63.2 |
| 20 (x2) | 240 | HPL20D-24 | 90 x 67 x 77 | 2845 | 770 | 183.9 | 655 | 153.4 | 545 | 128.2 |
| 25 | - | BPL25 | 58 x 34 x 40 | 1020 | 890 | 102.1 | 770 | 90.1 | 660 | 76.8 |
| 25 | 120 | HPL25-12 | 73 x 34 x 65 | 1557 | 890 | 102.1 | 770 | 90.1 | 660 | 76.8 |
| 25 | 240 | HPL25-24 | 90 x 34 x 71 | 1911 | 890 | 102.1 | 770 | 90.1 | 660 | 76.8 |
| 25 (x2) | 240 | HPL25D-24 | 90 x 67 x 77 | 2940 | 890 | 204.2 | 770 | 180.2 | 660 | 153.6 |
| 30 | - | BPL30 | 58 x 33 x 40 | 1060 | 890 | 102.1 | 890 | 101 | 770 | 90.0 |
| 30 | 120 | HPL30-12 | 73 x 33 x 65 | 1597 | 890 | 102.1 | 890 | 101 | 770 | 90.0 |
| 30 | 240 | HPL30-24 | 90 x 33 x 71 | 1951 | 890 | 102.1 | 890 | 101 | 770 | 90.0 |
| 30 (x2) | 240 | HPL30D-24 | 89 x 67 x 78 | 3018 | 890 | 204.2 | 890 | 202 | 770 | 180.0 |

Simplex CFM values are doubled for duplex units. Duplex units have two motors and two pumps on one tank.

Bare Pumps

PL-SERIES RECIPROCATING COMPRESSOR

| MODEL | # OF CYLINDERS | BORE DIA. INCHES | STROKE INCHES | OIL CAPACITY QUARTS | UNIT DIMENSIONS L x W x H INCHES | APPROX. SHIP WEIGHT LBS. | MINIMUM RPM | MAXIMUM RPM |
|--------|----------------|------------------|---------------|---------------------|----------------------------------|--------------------------|-------------|-------------|
| PL-15A | 2 | 4.63 & 2.5 | 3 | 2 | 20 x 17 x 23 | 135 | 375 | 1050 |
| PL-30A | 4 | 4.63 & 2.5 | 3 | 4 | 21 x 25 x 24 | 240 | 400 | 1050 |
| PL-40A | 2 | 6.25 & 3.25 | 4.5 | 4 | 28 x 30 x 32 | 460 | 425 | 1000 |
| PL-70A | 4 | 6.25 & 3.25 | 4 | 6.3 | 29 x 34 x 34 | 590 | 425 | 1000 |

Champion is committed to
delivering **superior products** built with
the **exceptional standards** you expect.

CHAMPION[®]

1301 North Euclid Avenue
Princeton, IL 61356
www.ChampionPneumatic.com



Product specifications and materials are subject to change without notice.

©2024 Industrial Technologies and Services, LLC
Printed in U.S.A.
CR-PL-SERIES 3rd Ed. 5/24

 Please recycle after use.